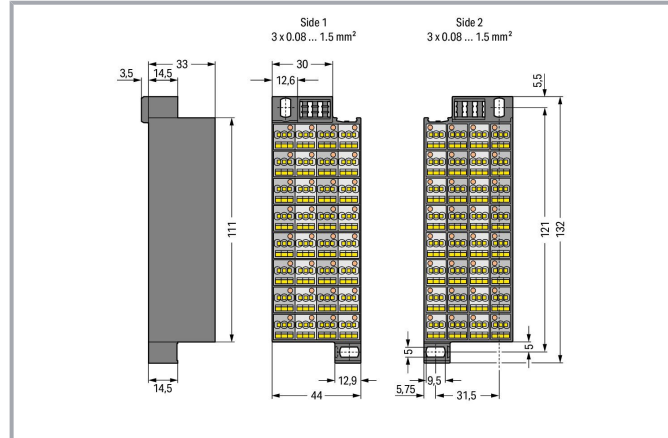



Data sheet | Item number: 726-122

Matrix patchboard; 32-pole; Marking 33-64; Colors of modules: gray/white;
Module marking, side 1 and 2 vertical; 1,50 mm²; dark gray



www.wago.com/726-122



Data

Electrical data

Ratings per IEC/EN

Nominal voltage (III/3)	500 V
Rated impulse voltage (III/3)	6 kV
Rated current	10 A
Legend (ratings)	(III / 3) ≙ Overvoltage category III / Pollution degree 3

Connection data

Subject to changes. Please also observe the further product documentation!

WAGO GmbH & Co. KG
Hansastr. 27
32423 Minden
Phone: +49571 887-0 | Fax: +49571 887-169
Email: info.de@wago.com | Web: www.wago.com

Do you have any questions about our products?
We are always happy to take your call at +49 (571) 887-44222.



Connection 1

Connection type 1	Page 1
Connection technology	CAGE CLAMP®
Number of connection points	3
Actuation type	Operating tool
Connectable conductor materials	Copper
Solid conductor	0.08 ... 1.5 mm ² / 28 ... 16 AWG
Fine-stranded conductor	0.08 ... 1.5 mm ² / 28 ... 16 AWG
Strip length	8 ... 10 mm / 0.31 ... 0.39 inches
Pole number	32
Wiring direction	Front-entry wiring

Connection 2

Connection type 2	Page 2
Number of connection points 2	3
Solid conductor 2	0.08 ... 1.5 mm ² / 28 ... 16 AWG
Fine-stranded conductor 2	0.08 ... 1.5 mm ² / 28 ... 16 AWG

Physical data

Width	44 mm / 1.732 inches
Height	132 mm / 5.197 inches
Depth	36.5 mm / 1.437 inches

Mechanical Data

Marking	A
---------	---

Material Data

Note (material data)	Information on material specifications can be found here
Color	dark gray
Module color	white/gray
Material group	I
Insulation material	Polyamide (PA66)
Flammability class per UL94	V0
Fire load	2.608 MJ

Subject to changes. Please also observe the further product documentation!

Weight	167 g
--------	-------

Commercial data





Product Group	12 (Matrix Patch Board)
eCl@ss 10.0	27-24-26-08
eCl@ss 9.0	27-24-26-08
ETIM 8.0	EC001604
ETIM 7.0	EC001604
PU (SPU)	20 (1) pcs
Packaging type	box
Country of origin	DE
GTIN	4044918455213
Customs tariff number	85369010000

Environmental Product Compliance

RoHS Compliance Status	Compliant, No Exemption
------------------------	-------------------------

Approvals / Certificates

General approvals

Logo	Approval	Additional Approval Text	Certificate name
	CCA DEKRA Certification B.V.	EN 60998	NTR NL-7623
	CSA CSA Group	C22.2 No. 158	1101143
	KEMA/KEUR DEKRA Certification B.V.	EN 60998	71-100850
	UL UL International Germany GmbH	UL 1059	E45172



Declarations of conformity and manufacturer's declarations

Certificate

Subject to changes. Please also observe the further product documentation!




WAGO GmbH & Co. KG
 Hansastr. 27
 32423 Minden
 Phone: +49571 887-0 | Fax: +49571 887-169
 Email: info.de@wago.com | Web: www.wago.com

Do you have any questions about our products?
 We are always happy to take your call at +49 (571) 887-44222.



Logo	Approval	Additional Approval Text	name
	EU-Declaration of Conformity WAGO GmbH & Co. KG	-	-
	UK-Declaration of Conformity WAGO GmbH & Co. KG	-	-

Optional accessories




Insulation stop

Insulation stop		
	Item no.: 726-901 Insulation stop; 0.08 - 0.2 mm ² "s" (0.14 mm ² "f-st"); 4 x 3 pieces/strip; white	www.wago.com/726-901
	Item no.: 726-906 Insulation stop; 0.25 mm ² "s"; 0.14 - 0.25 mm ² "f-st"; 4 x 3 pieces/strip; light gray	www.wago.com/726-906
	Item no.: 726-907 Insulation stop; 0.25 - 0.5 mm ² "s+f-st"; 4 x 3 pieces/strip; dark gray	www.wago.com/726-907

Ferrule

Ferrule		
	Item no.: 216-123 Ferrule; Sleeve for 1 mm ² / AWG 18; uninsulated; electro-tin plated; silver-colored	www.wago.com/216-123
	Item no.: 216-202 Ferrule; Sleeve for 0.75 mm ² / 18 AWG; insulated; electro-tin plated; gray	www.wago.com/216-202

Marking accessories

Marking strip		
	Item no.: 2009-110 Marking strips; for Smart Printer; on reel; not stretchable; plain; snap-on type; white	www.wago.com/2009-110
Marker carrier		
	Item no.: 726-902 Adaptor; dark gray	www.wago.com/726-902
Marker		
	Item no.: 2009-115 WMB-Inline; for Smart Printer; 1500 pieces on roll; stretchable 5 - 5.2 mm; plain; snap-on type; white	www.wago.com/2009-115

Subject to changes. Please also observe the further product documentation!



Item no.: 793-5501/000-007

WMB marking card; as card; for terminal block width 5 - 17.5 mm; stretchable 5 - 5.2 mm; plain; snap-on type; gray

www.wago.com/793-5501/000-007



Item no.: 793-5501/000-012

WMB marking card; as card; for terminal block width 5 - 17.5 mm; stretchable 5 - 5.2 mm; plain; snap-on type; orange

www.wago.com/793-5501/000-012



Item no.: 793-5501/000-014

WMB marking card; as card; for terminal block width 5 - 17.5 mm; stretchable 5 - 5.2 mm; plain; snap-on type; brown

www.wago.com/793-5501/000-014



Item no.: 793-5501/000-017

WMB marking card; as card; for terminal block width 5 - 17.5 mm; stretchable 5 - 5.2 mm; plain; snap-on type; light green

www.wago.com/793-5501/000-017



Item no.: 793-5501/000-023

WMB marking card; as card; for terminal block width 5 - 17.5 mm; stretchable 5 - 5.2 mm; plain; snap-on type; green

www.wago.com/793-5501/000-023



Item no.: 793-5501/000-024

WMB marking card; as card; for terminal block width 5 - 17.5 mm; stretchable 5 - 5.2 mm; plain; snap-on type; violet

www.wago.com/793-5501/000-024



Item no.: 793-5502

WMB marking card; as card; MARKED; 1 ... 10 (10x); stretchable 5 - 5.2 mm; Horizontal marking; snap-on type; white

www.wago.com/793-5502



Item no.: 793-5566

WMB marking card; as card; MARKED; 1 ... 50 (2x); stretchable 5 - 5.2 mm; Horizontal marking; snap-on type; white

www.wago.com/793-5566



Item no.: 793-5501/000-005

WMB marking card; as card; for terminal block width 5 - 17.5 mm; stretchable 5 - 5.2 mm; plain; snap-on type; red

www.wago.com/793-5501/000-005



Item no.: 793-5501/000-002

WMB marking card; as card; for terminal block width 5 - 17.5 mm; stretchable 5 - 5.2 mm; plain; snap-on type; yellow

www.wago.com/793-5501/000-002



Item no.: 793-5501/000-006

WMB marking card; as card; for terminal block width 5 - 17.5 mm; stretchable 5 - 5.2 mm; plain; snap-on type; blue

www.wago.com/793-5501/000-006

Item no.: 793-5501

Subject to changes. Please also observe the further product documentation!



WMB marking card; as card; for terminal block width 5 - 17.5 mm; stretchable 5 - 5.2 mm; plain; snap-on www.wago.com/793-5501
type; white

Jumpers

Jumper



Item no.: 709-107

Wire commoning chain; 0.5 mm²; insulated; gray

www.wago.com/709-107

Connector

Common potential terminal block



Item no.: 726-903

Additional module for matrix patchboards; for snap-on fixing to mounting adapter; with contact to mounting frame; with CAGE CLAMP®; 4,00 mm²; white

www.wago.com/726-903



Item no.: 726-904

Additional module for matrix patchboards; for snap-on fixing to mounting adapter; insulated; with CAGE CLAMP®; 4,00 mm²; gray www.wago.com/726-904

Tool

Operating tool



Item no.: 210-719

Operating tool; Blade: 2.5 x 0.4 mm; with a partially insulated shaft

www.wago.com/210-719

Downloads

Documentation

Bid Text

726-122 docx - Datei	2019 Feb 21	docx 14.8 kB	Download
726-122 X81 - Datei	2019 Feb 19	xml 3.5 kB	Download

Additional Information

Technical Section Technical explanations	pdf 2.2 MB	Download
---	---------------	----------

CAD/CAE-Data

CAD data

Subject to changes. Please also observe the further product documentation!

2D/3D Models 726-122

[URL](#)

[Download](#)

CAE data

EPLAN Data Portal 726-122

[URL](#)

[Download](#)

WSCAD Universe 726-122

[URL](#)

[Download](#)

ZUKEN Portal 726-122

[URL](#)

[Download](#)

Environmental Product Compliance

Compliance Search

Environmental Product Compliance 726-122


[URL](#)

[Download](#)

Matrix patchboard; 32-pole; Marking 33-64; Colors of modules: gray/white; Module marking, side 1 and 2 vertical; 1,50 mm²; dark gray


Installation Notes

Conductor termination



CAGE CLAMP® connection

Inserting a conductor via 210-719 Operating Tool (2.5 x 0.4 mm blade).



CAGE CLAMP® connection



Terminating ferruled conductors via operating tool.

Subject to changes. Please also observe the further product documentation!

	Max. conductor cross section (mm ² /AWG) without ferrule	Max. conductor cross section (mm ² /AWG) with ferrule			
		insulated		uninsulated	
		Item No./Color		Item No.	
Side 2	1.5	0.75	216-202/ gray	1	216-103
Side 1	1.5	0.75	216-202/ gray	1	216-103
Side 2	2.5	1.5	216-204/ black	1.5	216-104
Side 1	1.5	0.75	216-202/ gray	1	216-103

Ferrules


Conductor termination



Inserting an insulation stop into conductor entry holes of matrix patchboards.


Insulation stop is in place.

Testing



Testing with a 2.3 mm Ø test plug (210-137).


Subject to changes. Please also observe the further product documentation!



Snapping on an additional module with contact to mounting frame.




Assembling a matrix patchboard with additional module – direct connection to the mounting frame.



Installation example:

Matrix patchboards in a frame

Marking



Factory-marked modules (Side 1: 1, 2, 3, 4 ...)



Individual group marking via WMB Multi Marking System

Subject to changes. Please also observe the further product documentation!