

# CLWM-20/30 Polycarbonate LED Wall Pack



Project:	
Type:	
Catalog #:	

## STANDARD



The CLWM wall pack series is an economical solution for outdoor perimeter and area lighting. With a built-in photocell, and a polycarbonate housing and lens, the CLWM is a versatile and durable outdoor luminaire. High-efficacy, long-life LEDs provide both energy and maintenance cost savings compared to traditional, HID wall packs.

## FEATURES

- Available in 4000k (neutral white) and 5000k (cool white) color temperatures.\*
- CLWM-20 delivers 1,031 lumens and 45 lumens per watt (LPW).\*
- CLWM-30 delivers 2,465 lumens and 85 lumens per watt (LPW).\*
- Universal 120-277 AC voltage (50-60Hz) is standard.
- Built-in, button-type photocell (120 AC voltage only).
- Power factor > 0.90.
- Total harmonic distortion < 20%.
- Color rendering index > 70.
- Polycarbonate housing with a painted, die cast aluminum back plate, and a seamless gasket to prevent leaks.
- Fluted, polycarbonate lens for even light distribution.
- Easy installation in new construction or retrofit.

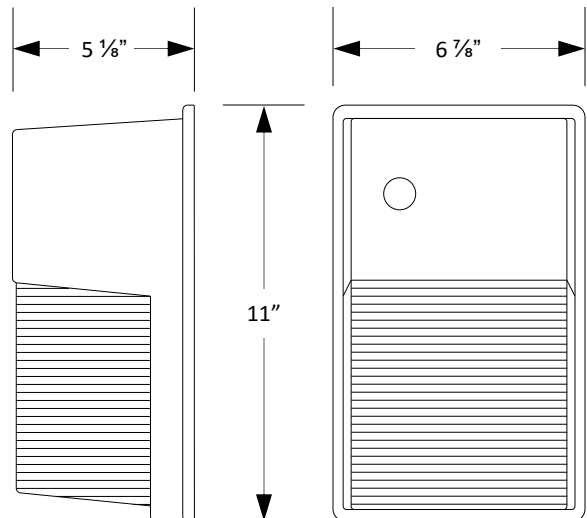
\* Contact factory for other color temperatures and lumen packages.



## WARRANTY & LISTINGS

- cULus listed for wet locations (-20°C to 40°C / -4°F to 104°F).
- IP54 rated.
- Complies with FCC Part 15, Class B.
- 3-year warranty on all electronics and housing.

## DIMENSIONS



## ORDERING INFORMATION

Model	Luminaire Watts	Luminaire Lumens	Lumens Per Watt	Color Temperature
CLWM-2040	23	1,031	45	40 = 4000k
CLWM-2050	23	1,031	45	50 = 5000k
CLWM-3040	29	2,465	85	40 = 4000k
CLWM-3050	29	2,465	85	50 = 5000k

## ELECTRICAL

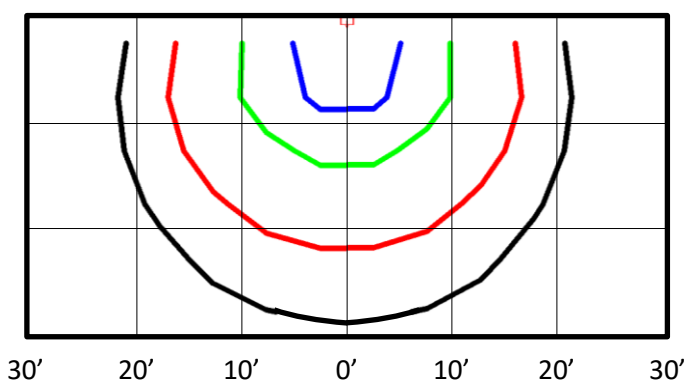
Model	Color Temperature	CRI <sup>1</sup>	Luminaire Lumens	Luminaire Watts	Lumens Per Watt	Input Voltage	Input Current (A)			Power Factor	THD <sup>2</sup>
							120V	240V	277V		
CLWM-2040	4000k	> 70	1,031	23	45	120-277 (50-60Hz)	0.19	0.10	0.08	> 90%	< 20%
CLWM-2050	5000k	> 70	1,031	23	45	120-277 (50-60Hz)	0.19	0.10	0.08	> 90%	< 20%
CLWM-3040	4000k	> 70	2,465	29	85	120-277 (50-60Hz)	0.24	0.12	0.10	> 90%	< 20%
CLWM-3050	5000k	> 70	2,465	29	85	120-277 (50-60Hz)	0.24	0.12	0.10	> 90%	< 20%

<sup>1</sup> Color rendering index

<sup>2</sup> Total harmonic distortion

## PHOTOMETRIC DATA

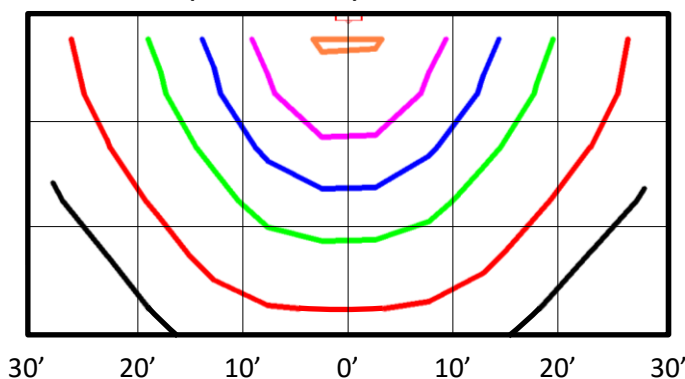
CLWM-2050 (1,031 lumens)



### BUG Rating: B0-U3-G2

Zone	Lumens	%
FL - Front - Low (0-30)	71	7%
FM - Front - Medium (30-60)	213	21%
FH - Front - High (60-80)	174	17%
FVH - Front - Very High (80-90)	83	8%
<b>Total Forward Light</b>	<b>540</b>	<b>52%</b>
BL - Back - Low (0-30)	27	3%
BM - Back - Medium (30-60)	39	4%
BH - Back - High (60-80)	19	2%
BVH - Back - Very High (80-90)	14	1%
<b>Total Back Light</b>	<b>100</b>	<b>10%</b>
UL - Up Light - Low (90-100)	122	12%
UH - Up Light - High (100-180)	269	26%
<b>Total Up Light</b>	<b>391</b>	<b>38%</b>
<b>Total Lumens</b>	<b>1,031</b>	<b>100%</b>

CLWM-3050 (2,465 lumens)



### BUG Rating: B1-U3-G2

Zone	Lumens	%
FL - Front - Low (0-30)	272	11%
FM - Front - Medium (30-60)	632	26%
FH - Front - High (60-80)	413	17%
FVH - Front - Very High (80-90)	123	5%
<b>Total Forward Light</b>	<b>1,440</b>	<b>58%</b>
BL - Back - Low (0-30)	219	9%
BM - Back - Medium (30-60)	322	13%
BH - Back - High (60-80)	181	7%
BVH - Back - Very High (80-90)	56	2%
<b>Total Back Light</b>	<b>778</b>	<b>32%</b>
UL - Up Light - Low (90-100)	96	4%
UH - Up Light - High (100-180)	151	6%
<b>Total Up Light</b>	<b>246</b>	<b>10%</b>
<b>Total Lumens</b>	<b>2,465</b>	<b>100%</b>

### Foot Candles



### Notes:

- Isofootcandle plots depict initial footcandles at grade.
- Gridlines represent units of mounting height of 10 feet.