



SURFACE MOUNT

# RF Transformer

## TC4-11G2+

50Ω 2 to 1100 MHz

### THE BIG DEAL

- Wideband, 2 to 1100 MHz
- Good return loss
- Impedance matching
- Aqueous washable



Generic photo used for illustration purposes only

CASE STYLE: AT224-3

### +RoHS Compliant

The +Suffix identifies RoHS Compliance. See our website for methodologies and qualifications

### APPLICATIONS

- Cellular

### ELECTRICAL SPECIFICATIONS AT 25°C

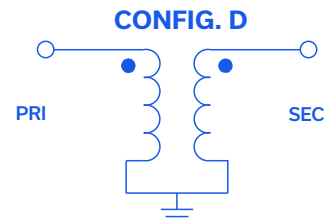
Parameter	Frequency (MHz)	Min.	Typ.	Max.	Unit
Impedance Ratio (primary / secondary)			12.5/50		Ohm
Frequency Range		2		1100	MHz
Insertion Loss*	—		3		dB
	2-1100		2		
	5-700		1		

\* Insertion Loss is referenced to mid-band loss, 0.4 dB typ. Stepdown, 50 ohm primary, 5.2 pF across secondary

### MAXIMUM RATINGS

Parameter	Ratings
Operating Temperature	-20°C to 85°C
Storage Temperature	-55°C to 100°C
RF Power	0.25W
DC Current	30mA

Permanent damage may occur if any of these limits are exceeded.



REV. C  
ECO-017642  
TC4-11G2+  
MCL NY  
230427





**SURFACE MOUNT**

# RF Transformer

## TC4-11G2+

Mini-Circuits

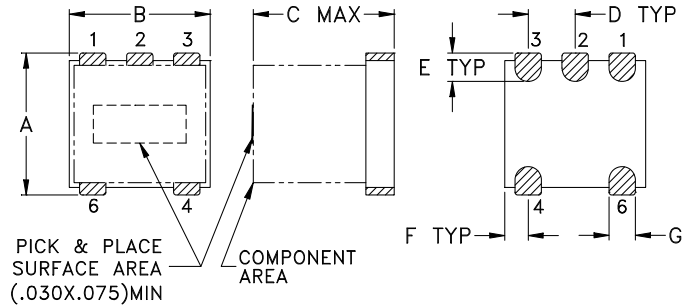
50Ω 2 to 1100 MHz

### PIN CONNECTIONS

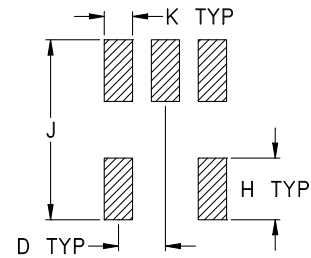
PRIMARY DOT	6
PRIMARY	3
SECONDARY DOT	1
SECONDARY	3

**PRODUCT MARKING:** N/A

### OUTLINE DRAWING



### PCB Land Pattern



Suggested Layout,  
Tolerance to be within  $\pm .002$

### OUTLINE DIMENSIONS (Inch/mm)

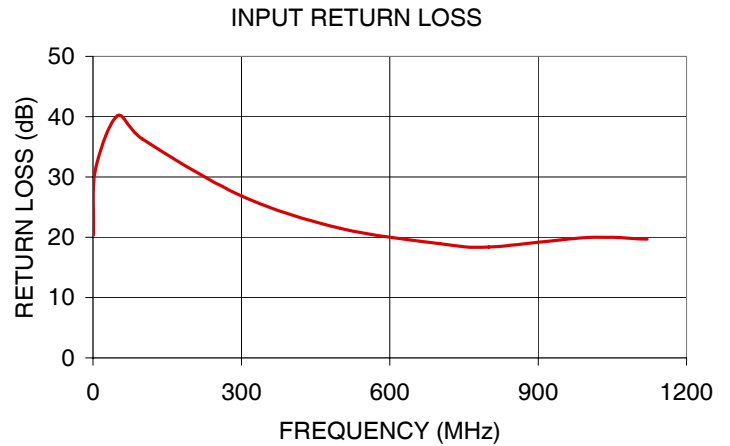
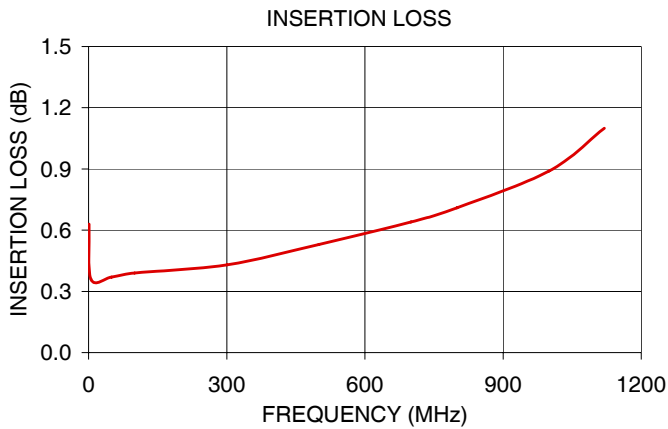
A	B	C	D	E	F
.150	.150	.150	.050	.030	.025
3.81	3.81	3.81	1.27	0.76	0.64
G	H	J	K		wt
.028	.065	.190	.030		grams
0.71	1.65	4.83	0.76		0.10

**TAPE & REEL INFORMATION:** F17



### TYPICAL PERFORMANCE DATA

FREQUENCY (MHz)	INSERTION LOSS (dB)	INPUT R. LOSS (dB)
1.00	0.63	20.35
5.00	0.36	31.19
50.00	0.37	40.18
100.00	0.39	36.30
300.00	0.43	26.86
500.00	0.53	21.49
700.00	0.64	18.96
800.00	0.71	18.37
1000.00	0.89	19.97
1120.00	1.10	19.69



#### NOTES

- A. Performance and quality attributes and conditions not expressly stated in this specification document are intended to be excluded and do not form a part of this specification document.
- B. Electrical specifications and performance data contained in this specification document are based on Mini-Circuit's applicable established test performance criteria and measurement instructions.
- C. The parts covered by this specification document are subject to Mini-Circuits standard limited warranty and terms and conditions (collectively, "Standard Terms"); Purchasers of this part are entitled to the rights and benefits contained therein. For a full statement of the standard terms and the exclusive rights and remedies thereunder, please visit Mini-Circuits' website at [www.minicircuits.com/terms/viewterm.html](http://www.minicircuits.com/terms/viewterm.html)