



TAI-SAW TECHNOLOGY CO., LTD.

No. 3, Industrial 2nd Rd., Ping-Chen Industrial District,
Taoyuan, 324, Taiwan, R.O.C.

TEL: 886-3-4690038 FAX: 886-3-4697532

E-mail: tstsales@mail.taisaw.com Web: www.taisaw.com


Product Specifications Approval Sheet

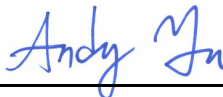
Product Description: SAW Filter 930.5 MHz SMD 3.8X3.8 mm

TST Parts No.: TA0610A

Customer Parts No.: _____

Customer signature required
Company: _____
Division: _____
Approved by : _____
Date: _____

Checked by: _____ Bob Chau 

Approval by: _____ Andy Yu 

Date: _____ 2019/08/19

1. Customer signed back is required before TST can proceed with sample build and receive orders.
2. Orders received without customer signed back will be regarded as agreement on the specifications.
3. Any specifications changes must be approved upon by both parties and a new revision of specifications shall be released to reflect the changes.



TAI-SAW TECHNOLOGY CO., LTD.

No. 3, Industrial 2nd Rd., Ping-Chen Industrial District,
Taoyuan, 324, Taiwan, R.O.C.

TEL: 886-3-4690038 FAX: 886-3-4697532

E-mail: tstsales@mail.taisaw.com Web: www.taisaw.com

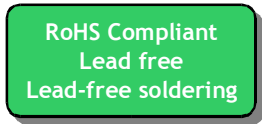
SAW Filter 930.5 MHz for Pager

MODEL NO.:TA0610A

REV. NO.:3.0

A. MAXIMUM RATING:

1. Input Power Level: 10 dBm
2. DC Voltage : 3V
3. Operating Temperature: -30 °C to +70 °C
4. Storage Temperature: -40 °C to +85 °C
5. Moisture Sensitivity Level: Level 1(MSL1)

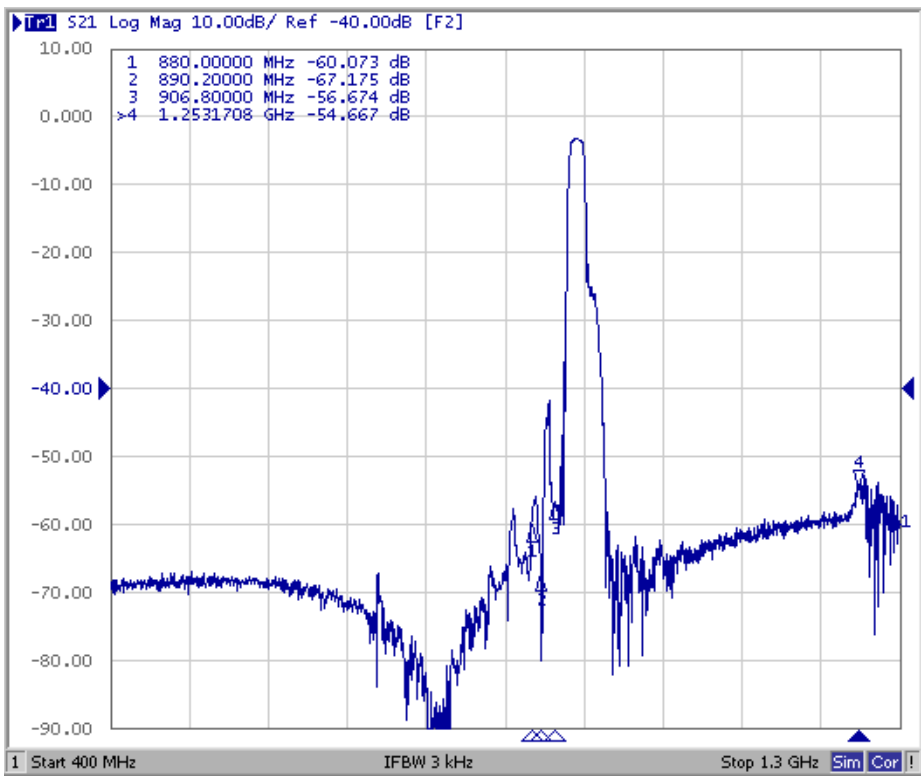
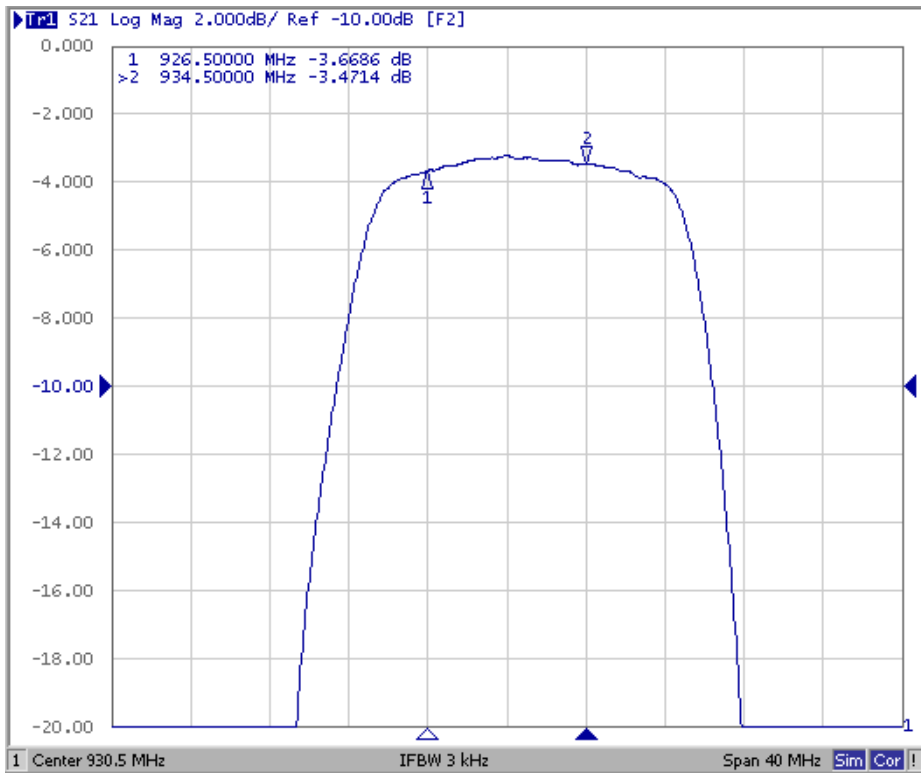


Electrostatic Sensitive Device

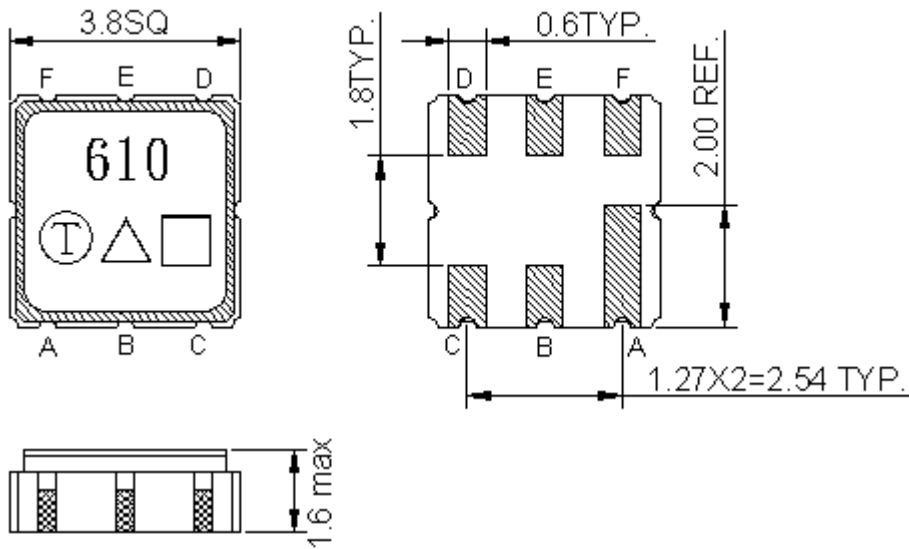
B. ELECTRICAL CHARACTERISTICS:

Item	Unit	Min.	Type.	Max.	Note
Center Frequency Fc	MHz	928.5	930.5	932.5	-
Insertion Loss (926.5 ~ 934.5 MHz) IL	dB	-	3.7	4.5	-
Amplitude Ripple (926.5 ~ 934.5 MHz)	dB	-	0.6	2	-
Relative Attenuation (relative to 0 dB)					
400 ~ 880 MHz	dB	35	58	-	-
884.8 ~ 890.2 MHz	dB	40	65	-	-
906.8 ~ 911.2 MHz	dB	30	53	-	-
980 ~ 1300 MHz	dB	35	52	-	-

C. Frequency Characteristics :



D. OUTLINE DRAWING:



#B : Input/Output
 #E : Output/Input
 #A、C、D、F : Ground

Unit : mm

△ : Year code

□ : Date code

(Follow the table provided by planner each year.)

Product / Year Code

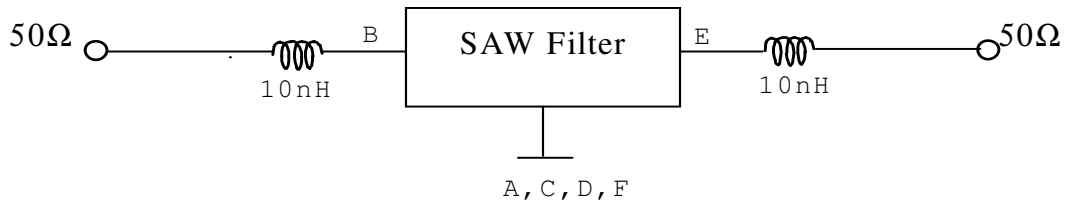
Year	2019 2021	2020 2022
Product Code	A	a

Week Code Table

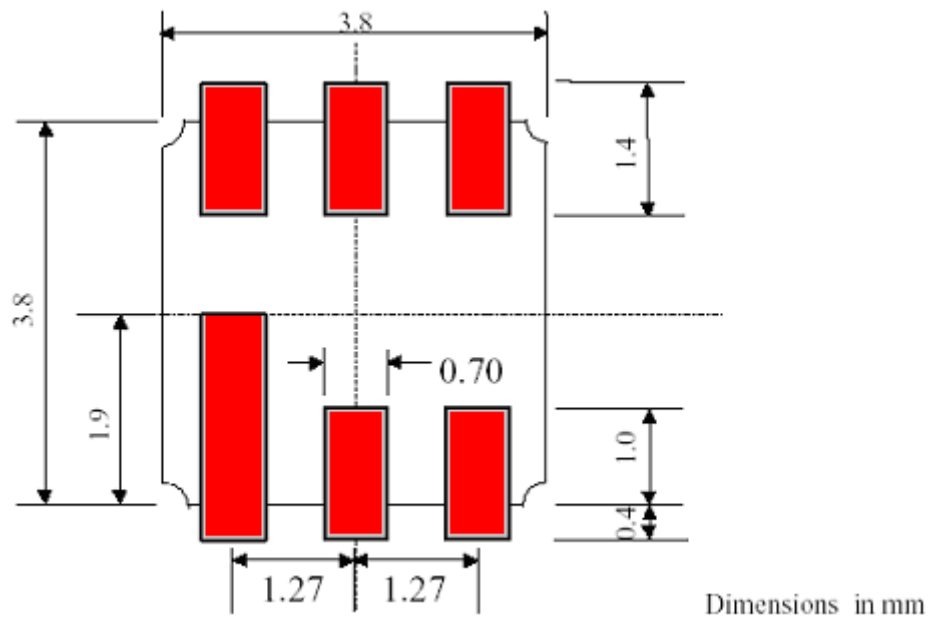
WK01	WK02	WK03	WK04	WK05	WK06	WK07	WK08	WK09	WK10	WK11	WK12	WK13
A	B	C	D	E	F	G	H	I	J	K	L	M
WK14	WK15	WK16	WK17	WK18	WK19	WK20	WK21	WK22	WK23	WK24	WK25	WK26
N	O	P	Q	R	S	T	U	V	W	X	Y	Z
WK27	WK28	WK29	WK30	WK31	WK32	WK33	WK34	WK35	WK36	WK37	WK38	WK39
a	b	c	d	e	f	g	h	i	j	k	l	m
WK40	WK41	WK42	WK43	WK44	WK45	WK46	WK47	WK48	WK49	WK50	WK51	WK52
n	o	p	q	r	s	t	u	v	w	x	y	z

E. MEASUREMENT CIRCUIT:

HP Network analyzer

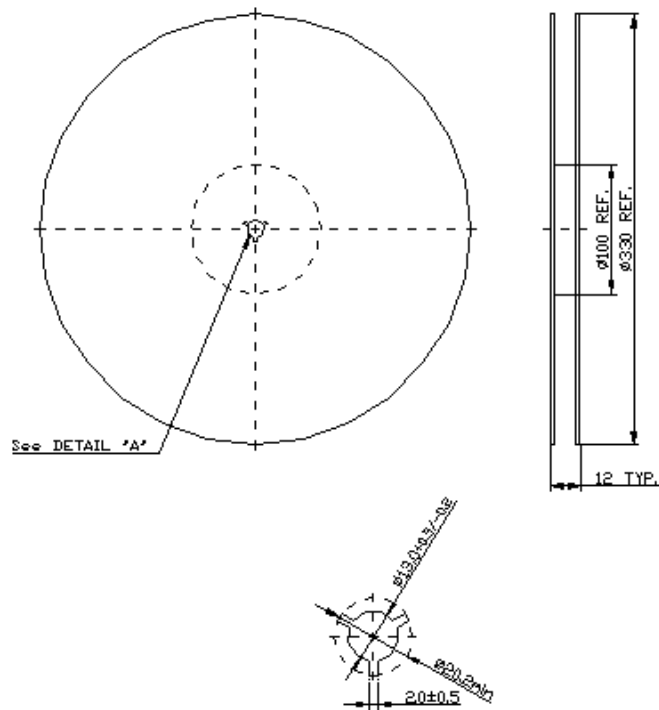


F. PCB Footprint:

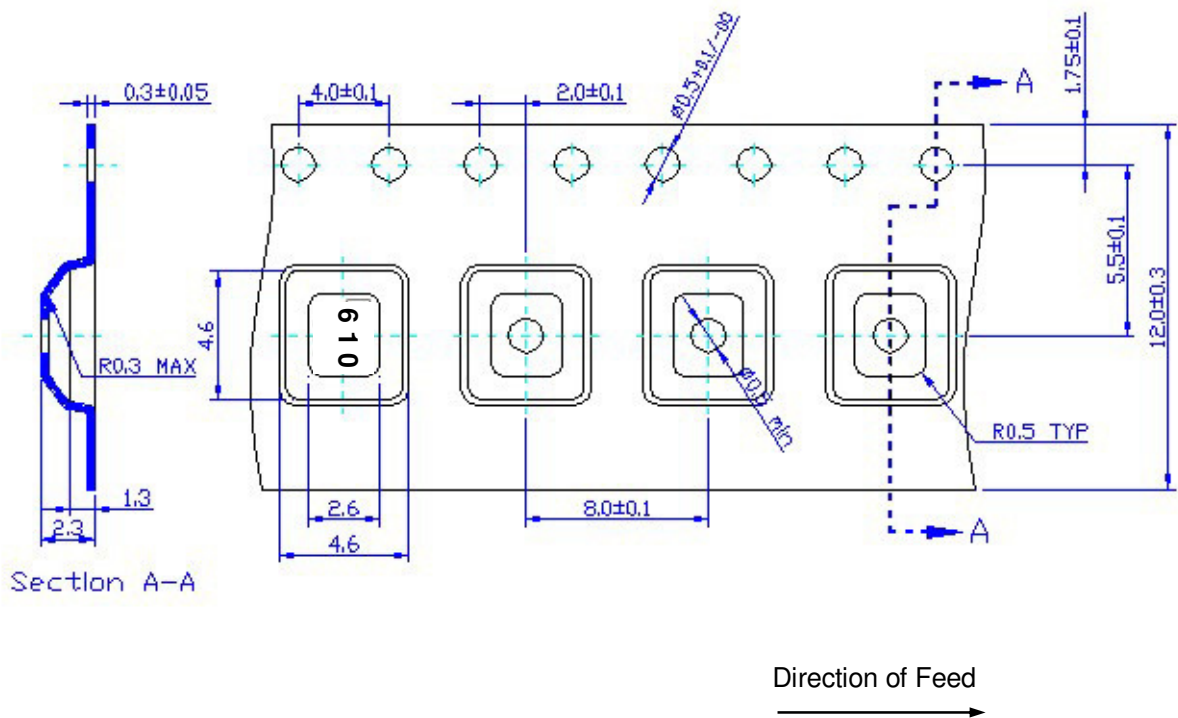


G. PACKING:

1. REEL DIMENSION



2. TAPE DIMENSION



H. RECOMMENDED REFLOW PROFILE:

1. Preheating shall be fixed at 150~180°C for 60~90 seconds.
2. Ascending time to preheating temperature 150°C shall be 30 seconds min.
3. Heating shall be fixed at 220°C for 50~80 seconds and at 260°C +0/-5°C peak (20~40sec).
4. Time: 2 times.

