

MATERIALS & SPECIFICATIONS

HOUSING:
ALUMINUM 6061-T6, NICKEL
PLATE PER SAE-AMS-2404

INSULATOR:
LIQUID CRYSTAL POLYMER (LCP)
PER ASTM D5138

CONTACTS:
COPPER ALLOY PER MIL-DTL-
32139, GOLD PLATED PER ASTM
B488, (HARD GOLD) TYPE II
CODE C, CLASS 1.27

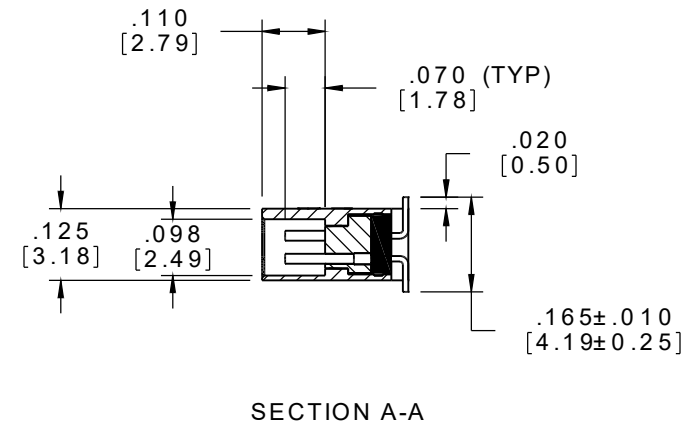
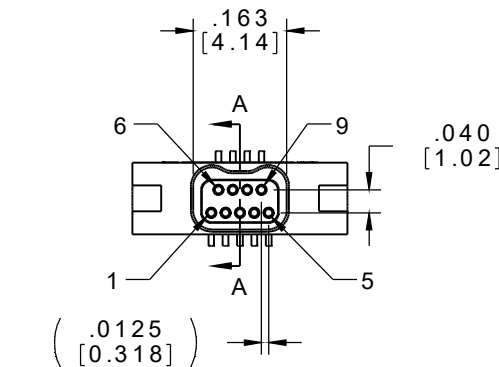
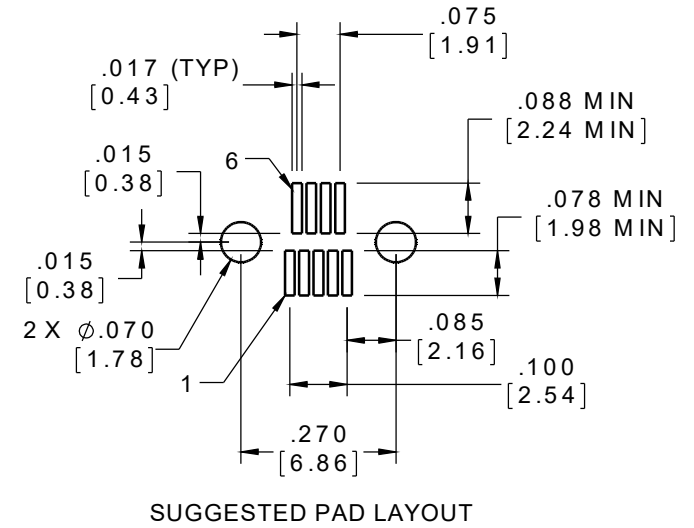
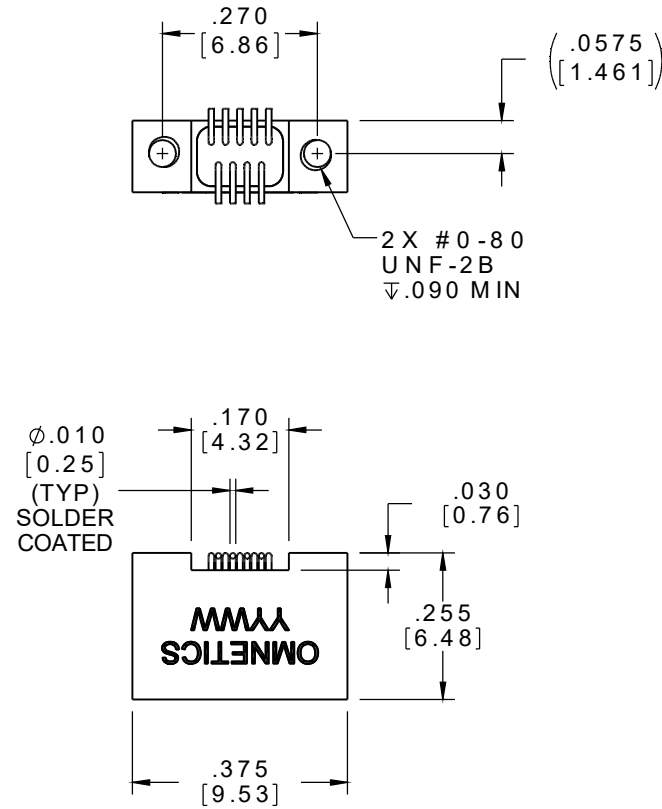
TERMINATION:
SOLDER COATED WITH SN63A
PER J-STD-006

CURRENT RATING:
1 AMP MAX PER MIL-DTL-32139

CONTACT RESISTANCE:
71 MILLIOHM MAX (71mV DROP
MAX) @ 1.0 AMPS PER MIL-
DTL-32139

PERFORMANCE:
PRODUCT FAMILY TESTED TO AND
PASSED THE PERFORMANCE
SPECIFICATIONS OF TABLE VIII OF
MIL-DTL-32139

PART NO.	A29052-009	REV	ECO	DATE	APP
		B	102596	05-18-16	TLM



ACTUAL SIZE

NOTE:
DIMENSIONS IN [] ARE IN
MILLIMETERS UNLESS
OTHERWISE NOTED AND ARE
FOR REFERENCE ONLY

MNSL SLDW	THIRD ANGLE	THIS DRAWING CONTAINS CONFIDENTIAL AND PROPRIETARY INFORMATION WHICH IS THE PROPERTY OF OMNETICS CONNECTOR CORP. THIS DOCUMENT MAY NOT, IN WHOLE OR IN PART, BE DUPLICATED, OR DISCLOSED FOR ANY PURPOSE, WITHOUT WRITTEN PERMISSION FROM OMNETICS CONNECTOR CORP.		<h1>OMNETICS</h1> <p>CONNECTOR CORPORATION 7260 COMMERCE CIRCLE EAST MINNEAPOLIS, MN 55432 WWW.OMNETICS.COM</p>	CAGE CODE 61873		
	-TOLERANCES- UNLESS OTHERWISE NOTED DIMENSIONS IN INCHES	DFTM. MJM	DATE 05-27-14		TITLE: (9) SOCKET FEMALE LATCHING Bi-Lobe® CONNECTOR	DWG NO. A29052-009	
	2 PL DEC ± .01 3 PL DEC ± .005 4 PL DEC ± .0005 ANGLES ± 1°	CHK'D.	DATE			SHEET 1 OF 1	
		APP'D.	DATE			REV B	SCALE: 3:1